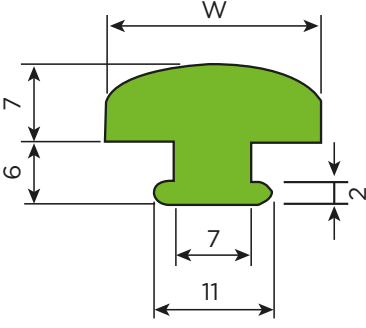
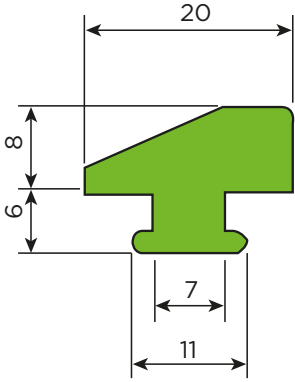


**T100 PROFİL ALPOLEN® 1000**



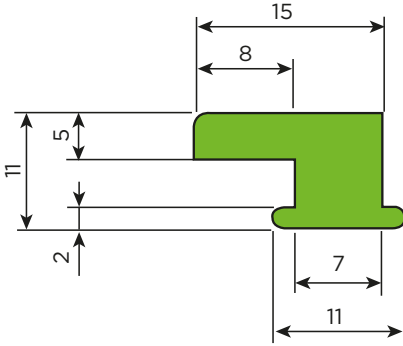
| Profil Bölümü / Profiles: "T"                         |                               |    |   |        |
|---|-------------------------------|----|---|--------|
| Stok Kod<br>Stock Code                                | M                             | W  | L | Kg / m |
| 206 OT1 001   | Alpolen® 1000 - Yeşil / Green | 20 | 2 | 0,17   |
| 206 OT1 003   | Alpolen® 1000 - Yeşil / Green | 30 | 2 | 0,17   |
| L: Standart Uzunluk / Standart Length (metre / meter) |                               |    |   |        |

**T200 PROFİL ALPOLEN® 1000**



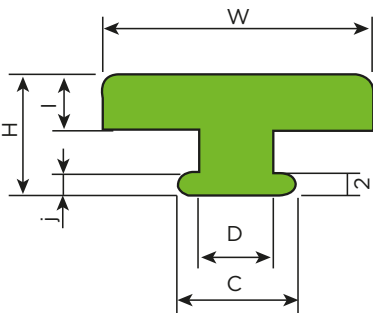
| Profil Bölümü / Profiles: "T"                         |                               |   |        |
|---|-------------------------------|---|--------|
| Stok Kod<br>Stock Code                                | M                             | L | Kg / m |
| 206 YT2 001   | Alpolen® 1000 - Yeşil / Green | 2 | 0,19   |
| L: Standart Uzunluk / Standart Length (metre / meter) |                               |   |        |

**YARIM T300 PROFİL ALPOLEN® 1000**



| Profil Bölümü / Profiles: "T"                         |                               |   |        |
|---|-------------------------------|---|--------|
| Stok Kod<br>Stock Code                                | M                             | L | Kg / m |
| 206 YT1 001   | Alpolen® 1000 - Yeşil / Green | 2 | 0,10   |
| L: Standart Uzunluk / Standart Length (metre / meter) |                               |   |        |

**T300 PROFİL ALPOLEN® 1000**



| Profil Bölümü / Profiles: "T"                         |                               |    |    |    |   |   |   |   |      |
|---|-------------------------------|----|----|----|---|---|---|---|------|
| Stok Kod<br>Stock Code                                | M                             | W  | C  | H  | D | J | I | L | Kg/m |
| 206 T20 001   | Alpolen® 1000 - Yeşil / Green | 20 | 11 | 11 | 7 | 2 | 5 | 2 | 0,16 |
| 206 T25 001   | Alpolen® 1000 - Yeşil / Green | 25 | 11 | 11 | 7 | 2 | 5 | 2 | 0,16 |
| 206 T30 001   | Alpolen® 1000 - Yeşil / Green | 30 | 11 | 11 | 7 | 2 | 5 | 2 | 0,18 |
| 206 T25 101   | Alpolen® 1000 - Yeşil / Green | 25 | 11 | 10 | 7 | 2 | 4 | 2 | 0,15 |
| L: Standart Uzunluk / Standart Length (metre / meter) |                               |    |    |    |   |   |   |   |      |